

品德教育雙語繪本教案		
繪本名稱	W3-4 Put Words into Practice 讀聖賢書 字字體驗 口耳之學 夢中吃飯	
適用年級	□一上 □一下 ■二上 □二下	設計者：臺南市西門實驗小學 陳思穎老師
教學時間	共 320 分鐘 每節課 40 分鐘，共八節	
總綱核心素養	<p>E-A2 具備探索問題的思考能力，並透過體驗與實踐處理日常生活問題。</p> <p>E-C1 具備個人生活道德的知識與是非判斷的能力，理解並遵守社會道德規範，培養公民意識，關懷生態環境。</p> <p>E-C2 具備理解他人感受，樂於與人互動，並與團隊成員合作之素養。</p>	
課程目標 (100 字以內)	運用品德教育 6E 教學方法，跨域結合英語文、數位及文本閱讀於教學，以生活相關議題探索品德教育的內涵，並從中學習閱讀英語文本的能力及品德教育實踐力行的表現。	
品德教育議題學習 主題與實質內涵	<p>1.品德發展層面：品 E1 良好生活習慣與德行。</p> <p>2.品德核心價值：品 EJU3 誠實信用。</p> <p>3.品德實踐能力與行動：品 E7 知行合一。</p>	
領綱學習表現	<p>生活課程學習表現</p> <p>1-I-3 省思自我成長的歷程，體會其意義並知道自己進步的情形與努力的方向。</p> <p>2-I-3 探索生活中的人、事、物，並體會彼此之間會相互影響。</p> <p>6-I-4 關懷生活中的人、事、物，願意提供協助與服務。</p>	
其他議題 與 學習主題實質內涵	生命教育 E1 探討生活議題，培養思考的適當情意與態度。	
英語單字&句型	<p>Vocabulary: happiness, help, practice, volunteer, community, service, blood pressure, senior, chat, recycle, sign</p> <p>Sentence Structure:</p> <ol style="list-style-type: none"> I feel _____. I help <u>someone</u> <u>do something</u>. We should bring _____. We put words into practice. 	

第一節

品德教育教學法	□ Example	□ Explanation	□ Exhortation
	□ Environment	□ Experience	□ Expectation

教學活動名稱	教學重點	教材/教具	時間
Warm-up	<p>1.英語歌曲帶動唱 Feelings 學生藉由歌曲了解基本情緒: happy, sad, angry...</p> <p>2.教師舉起情緒圖卡，問學生感覺如何？學生依照教師手上的圖卡用“I feel _____.”回答。</p> <p>The teacher may ask:</p> <ul style="list-style-type: none"> How do you feel? 	<p>Video https://www.youtube.com/watch?v=a1NIWCr0R-k</p> <p>情緒圖卡</p>	10 mins
Picture Walk Discussion	<p>1.教師發問，幫助別人的時候你會感到如何？引導學生用“I feel _____.”回答問題。</p> <p>The teacher may ask:</p> <ul style="list-style-type: none"> How do you feel when you help others? <p>2.教師解釋繪本 P.2-3 助人為快樂之本。</p> <p>The teacher may say:</p> <ul style="list-style-type: none"> You help others and then you feel happy. <p>3.教師發問，幫助別人容易還是困難呢？要如何幫助別人？</p> <p>The teacher may ask:</p> <ul style="list-style-type: none"> Is helping others easy or hard? How can you help others? 	<p>繪本 P.2-3</p> <p>PPT</p>	10 mins
Worksheet Fun	<p>1.請學生思考在家和在學校可以幫忙誰？如何幫忙他們？須完成“I help <u>someone</u> <u>do something</u>.”句子，並畫下來。</p> <p>The teacher may ask:</p>	<p>繪本 P.2-3</p> <p>PPT</p>	18 mins





	<ul style="list-style-type: none"> Who can you help at school / home? How can you help them? <p>2.學生上台發表時能運用句子”I help <u>someone</u> <u>do something</u>.”</p> <p>3.請學生在家幫忙家人做一件小事（預告第八堂課要發表實踐後的心得）。</p> <p>The teacher may say:</p> <ul style="list-style-type: none"> Please help your _____ at home. 	Worksheet 1	
Read Aloud	<p>1.教師帶著一起大聲讀出繪本 P.2-3 內容: 助人為快樂之本。</p> <p>The teacher may say:</p> <ul style="list-style-type: none"> Let’s read aloud together. Happiness comes from helping others. 	繪本 P.2-3 PPT	2 mins

Worksheet 1

Name: _____

Who can you help? How can you help them?

Please write and draw it.

<p style="text-align: center;">at school</p> 	<p style="text-align: center;">at home</p> 
<p>I help _____ (people) _____ (do something).</p> <div style="border: 1px solid black; border-radius: 20px; height: 250px; margin-top: 10px;"></div>	<p>I help _____ (people) _____ (do something).</p> <div style="border: 1px solid black; border-radius: 20px; height: 250px; margin-top: 10px;"></div>

第二節

品德教育教學法	<input type="checkbox"/> Example	<input type="checkbox"/> Explanation	<input type="checkbox"/> Exhortation
	<input type="checkbox"/> Environment	<input type="checkbox"/> Experience	<input type="checkbox"/> Expectation

教學活動名稱	教學重點	教材/教具	時間
--------	------	-------	----

Warm-up	<p>1.透過影片劇情”The Bike Ride, A Story About Helping Others”，讓學生了解幫助別人能得到快樂，被幫助的人也同樣得到快樂。</p> <p>The teacher may say:</p> <ul style="list-style-type: none"> Let’s watch a video about “Happiness comes from helping others.” You feel happy when you help others and they also feel happy. 	<p>Video</p> <p>https://www.youtube.com/watch?v=rMgncEq50vo</p>	10 mins
Story Review	<p>1.複習上一堂課: 繪本 P.2-3 助人為快樂之本。</p> <p>The teacher may say and ask:</p> <ul style="list-style-type: none"> Let’s review the book. What did you learn last time? Let’s read the book together. 	<p>繪本 P.2-3</p> <p>PPT</p>	3 mins
Picture Walk Discussion	<p>1.教師說明付諸行動很重要。</p> <p>The teacher may say:</p> <ul style="list-style-type: none"> Now you know “Happiness comes from helping others.” But it is important to put words into practice. <p>2.教師詢問什麼是付諸行動?</p> <p>The teacher may ask:</p> <ul style="list-style-type: none"> What is “put words into practice”? <p>3.教師解釋付諸行動是先思考要做的事然後去完成它。</p> <p>The teacher may say:</p> <ul style="list-style-type: none"> First, you think about what you want to do. Second, you do it. 	<p>繪本 P.8-9</p> <p>PPT</p>	10 mins
Worksheet Fun	<p>1.簡報上列舉一些生活目標，例如:準時起床、幫助他人等，請學生挑選或思考曾經設定的目標，寫在學習單上並檢核自己是否有做到。</p> <p>The teacher may ask:</p>	<p>PPT</p> <p>Worksheet 2</p>	15 mins



	<ul style="list-style-type: none"> What did you want to do? Did you do it? Was it difficult to “put words into practice”? Why? <p>2.學生寫完後，檢視他們是否有完成曾經設定的目標並說明:有做到代表有付諸行動，沒做到的都是空談。</p> <p>The teacher may say:</p> <ul style="list-style-type: none"> You did it. You put words into practice. You didn’t do it. Words without actions are blind. 	繪本 P.8-9	
Read Aloud	<p>1.教師帶著一起大聲讀出繪本 P.8-9 內容: 付諸行動。</p> <p>The teacher may say:</p> <ul style="list-style-type: none"> Let’s read aloud together. You must put words into practice. Words without actions are blind. 	繪本 P.8-9 PPT	2 mins

Worksheet 2

Name: _____



What did you want to do?	Did you do it?
1.	Yes / No
2.	Yes / No
3.	Yes / No

第三節

品德教育教學法	□ Example	□ Explanation	□ Exhortation
	□ Environment	□ Experience	□ Expectation

教學活動名稱	教學重點	教材/教具	時間
Warm-up	<p>1.播放”Lend a Helping Hand”影片歌曲，讓學生了解只要小小的舉動就可以幫到很多身邊的人。</p> <p>The teacher may say:</p> <ul style="list-style-type: none"> Helping others is very easy. 	<p>Video</p> <p>https://www.youtube.com/watch?v=nmeiTWNqJA</p>	6 mins
Story Review	<p>1.複習上一堂課: 繪本 P.8-9 付諸行動。</p> <p>The teacher may say and ask:</p> <ul style="list-style-type: none"> Let’s review the book. What did you learn last time? Let’s read the book together. 	<p>繪本 P.8-9</p> <p>PPT</p>	2 mins
Picture Walk Discussion	<p>1.詢問學生要如何將”助人為快樂之本付諸行動”呢?</p> <p>The teacher may ask:</p> <ul style="list-style-type: none"> “Happiness comes from helping others.” How do we put words into practice? Do you have any ideas? <p>2.學生可提出自己的看法，最後用簡報說明和解釋繪本 P.4-5 的例子:自願幫忙、社區服務。</p> <p>The teacher may say:</p> <ul style="list-style-type: none"> You have many great ideas. We can also do volunteer work and community service. <p>The teacher may ask:</p> <ul style="list-style-type: none"> What is volunteer work? What is community service? 	<p>繪本 P.4-7</p> <p>繪本 P.10-11</p> <p>PPT</p> <p>Video (0:55 開始)</p> <p>https://www.youtube.com/watch?v=z7qIq5EsjuQ</p>	17 mins



3.接著詢問學生是否有做過社區服務? 並且說明有這個好想法大家可以來付諸行動 (繪本 P.6-7)。

The teacher may ask and say:

- Have you done it before?
- Community service is a good idea. Let's put words into practice. (Let's do it.)



4.帶學生一起想看看社區服務可以做什麼?

The teacher may ask:

- What community service can we do?

透過影片”community service”介紹社區服務有哪些。

<https://www.youtube.com/watch?v=z7qIq5EsjuQ>



5.教師詢問學生對哪一種社區服務有興趣呢? 為什麼? 請學生發表看法。

The teacher may ask:

- What community service are you interested in? Why?

Video Fun	<p>1.教師延伸，透過影片”What is community?”讓學生更清楚了解社區的概念。</p> <p>2.影片中會列舉屬於社區與不屬於社區的選項，例如：圖書館、熊等，詢問學生是否會在社區看到這些項目。引導學生用”Yes, I do.” “No, I don’t.”回答。</p> <p>The teacher may ask:</p> <ul style="list-style-type: none"> Do you see _____ in the community? 	<p>PPT</p> <p>Video</p> <p>https://www.youtube.com/watch?v=wP1bZSxhEs</p>	12 mins
Read aloud	<p>1.教師帶著一起大聲讀出簡報 volunteer work, community service 的意思和例子。</p> <p>The teacher may say:</p> <ul style="list-style-type: none"> Let’s read aloud together. 	PPT	3 mins

第四節

品德教育教學法	□ Example	□ Explanation	□ Exhortation
	□ Environment	□ Experience	□ Expectation

教學活動名稱	教學重點	教材/教具	時間
Warm-up	<p>1.透過影片”Community Helpers”，讓學生了解社區不同職位的人在社區有什麼樣的功能。</p> <p>The teacher may say:</p> <ul style="list-style-type: none"> Each community helper has a different role. <p>2. 影片裡有三個問題為：在...情境下應該向誰尋求協助？教師帶學生一起看和解說問題。</p> <p>The teacher may ask:</p> <ul style="list-style-type: none"> Which community helper will you go to? 	<p>Video</p> <p>https://www.youtube.com/watch?v=jt2q1cHsH6E</p>	10 mins
Story Review	<p>1.複習上一堂課：繪本 P.10-11 討論要做什麼社區服務。</p> <p>The teacher may say and ask:</p> <ul style="list-style-type: none"> Let’s review the book. We’ve talked about what community service we can do. 	繪本 P.10-11	3 mins

<p>Picture Walk Discussion</p>	<p>1.說明要計畫實行繪本 P.12-13 的例子 (1)幫社區長者量血壓 (2)清掃社區(公園...)。</p> <p>The teacher may say:</p> <ul style="list-style-type: none"> • We will take blood pressure for the seniors in the community. • We will clean the community park.  <p>2.詢問學生實行這兩個社區服務要帶什麼呢? 用具要從哪裡取得? 引導學生用”We should bring ____.”來回答，帶學生看繪本 P.14-15 需要帶的物品。</p> <p>The teacher may ask:</p> <ul style="list-style-type: none"> • What should we bring? • Where can we get them?  	<p>繪本 P.12-17 PPT</p>	<p>15 mins</p>
<p>Activity Fun</p>	<p>1.學生了解兩個社區服務要帶的基本用具後，帶學生做用品分類的活動。簡報上分三個欄位: (1)社區服務一、(2)社區服務二、(3)不需要帶的東西 (例如:零食、錢...)</p>	<p>繪本 P.14-15 PPT</p>	<p>10 mins</p>

	<p>學生必須把混亂的物品移到正確的欄位。</p> <p>The teacher may ask:</p> <ul style="list-style-type: none"> • What's this? • When do we need _____? • Should we bring _____ for the community service? 		
Read Aloud	<p>1.教師帶著一起大聲讀出繪本 P.12-17 內容: 要實行的社區服務、服務社區服務要準備的物品。</p> <p>The teacher may say:</p> <ul style="list-style-type: none"> • Let's read aloud together. • We will take blood pressure for the seniors in the community. • We will clean the community park. 	繪本 P.12-17 PPT	2 min

第五節

品德教育教學法	<input type="checkbox"/> Example	<input type="checkbox"/> Explanation	<input type="checkbox"/> Exhortation
	<input type="checkbox"/> Environment	<input type="checkbox"/> Experience	<input type="checkbox"/> Expectation

教學活動名稱	教學重點	教材/教具	時間
Warm-up	<p>1.透過影片劇情”Respect Your Elders, Roys Bedoys!”，讓學生了解要懂得尊重年長者。</p> <p>The teacher may say:</p> <ul style="list-style-type: none"> • We should respect seniors. 	<p>Video</p> <p>https://www.youtube.com/watch?v=gmLC1PLZGhA</p>	10 mins
Story Review	<p>1.複習上一堂課: 繪本 P.12-17 要實行的社區服務和要準備的物品。</p>	繪本 P.12-17	3mins

	<p>The teacher may say and ask:</p> <ul style="list-style-type: none"> Let's review the book. We've talked about doing the community services and things to prepare. 	PPT	
Picture Walk Discussion & Activity Fun	<p>1.教師說明去社區中心幫長輩量血壓前要先知道如何量血壓，以及正常的血壓值。</p>  <p>2.向學生說明量血壓的步驟。 The teacher may say:</p> <ul style="list-style-type: none"> Let's learn how to use the blood pressure meter.  <p>3.教師教學生示範操作一次。 The teacher may say:</p> <ul style="list-style-type: none"> Please show us how to use the blood pressure meter. <p>First, Second, ... Third, ...</p>	繪本 P.18-21 PPT 血壓計	15 mins
Drama Fun	<p>1.請學生抽籤決定角色，角色有長者和小朋友。</p> <p>2.教師說明情境:準備出發去社區活動中心幫長輩量血壓了。</p> <p>對話設計如下:</p> <p>Student: Let me help you (check your blood pressure). (The student help the senior check the blood pressure)</p>	繪本 P.18-21 PPT 血壓計 人物頭套	12 mins

	<p>Senior: Thanks for your help.</p> <p>Student: You're welcome.</p> 		
--	---	--	--

第六節

品德教育教學法	<input type="checkbox"/> Example	<input type="checkbox"/> Explanation	<input type="checkbox"/> Exhortation
	<input type="checkbox"/> Environment	<input type="checkbox"/> Experience	<input type="checkbox"/> Expectation

教學活動名稱	教學重點	教材/教具	時間
Warm-up	<p>1.透過影片故事”The Ant and The Dove”，讓學生了解彼此要互相幫忙，說明”好心有好報”。</p> <p>The teacher may say:</p> <ul style="list-style-type: none"> • We should always help each other. • One good deed deserves another. 	<p>Video</p> <p>https://www.youtube.com/watch?v=TpLhLBhFTag</p>	10 mins
Story Review	<p>1.複習上一堂課: 繪本 P.18-21 去社區活動中心幫長著量血壓角色扮演。</p> <p>The teacher may say:</p> <ul style="list-style-type: none"> • Let's review the book. • We've talked about helping the seniors check their blood pressure. • You did a great job! 	<p>繪本 P.18-21</p> <p>PPT</p>	3 mins

<p>Picture Walk Discussion</p>	<p>1.教師說明除了幫長者量血壓外也可以陪他們散步和聊天 (繪本 P.22-23) 。</p> <p>The teacher may say:</p> <ul style="list-style-type: none"> You can chat with seniors. You can take a walk with seniors.  <p>2.教師說明接著要來實行第二個社區服務:清掃社區，詢問學生可以清掃學校社區附近的哪些區域呢? 使用 google 街景和學生討論。</p> <p>The teacher may ask:</p> <ul style="list-style-type: none"> What places can you clean up nearby school? <p>3.教師簡單說明打掃步驟。</p> 	<p>繪本 P.22-23 PPT 繪本 P.24-25</p>	<p>12 mins</p>
<p>Worksheet Fun</p>	<p>1.教師說明情境:如果大家已經完成社區打掃了，手上收集了很多垃圾，詢問學生接下來要做什麼? 提醒學生別忘了做資源回收。</p> <p>The teacher may ask:</p> <ul style="list-style-type: none"> What should we do next? <p>The teacher may say:</p> <ul style="list-style-type: none"> We should recycle the garbage. Don't forget it! 	<p>繪本 P.24-25 PPT Worksheet 3</p>	<p>15 mins</p>



2.學習單上有不同種類的垃圾，學生須分辨可回收垃圾和一般垃圾。

The teacher may say:

- Please put the garbage in the correct bin.

3.在檢討學習單時請學生在圖片旁邊寫下英文單字。



The teacher may say:

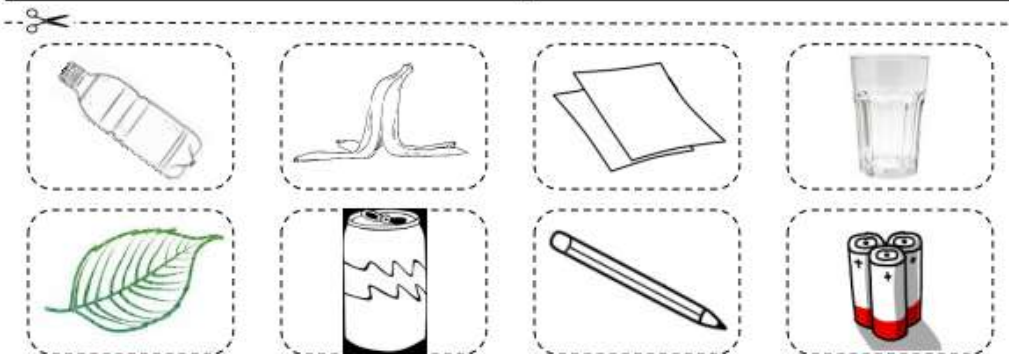
- Please write down words by the pictures.

Worksheet 3

Name: _____

● Please color pictures. Then, cut out and paste them in the correct bin.

 Recycle	 Garbage
---	--



第七節

品德教育教學法	<input type="checkbox"/> Example	<input type="checkbox"/> Explanation	<input type="checkbox"/> Exhortation
	<input type="checkbox"/> Environment	<input type="checkbox"/> Experience	<input type="checkbox"/> Expectation

教學活動名稱	教學重點	教材/教具	時間
Warm-up	1.透過影片”What is Environment And How To Keep It Clean?”，讓學生了解大家身為環境的一部分，都需要清潔環境。 The teacher may say:	Video https://www.youtube.com/watch?v=gEk6JLJNg0U	10 mins

	<ul style="list-style-type: none"> We are a part of the environment. We should keep it clean. 		
Story Review	<p>1.複習上一堂課: 繪本 P.24-25 清掃社區。</p> <p>The teacher may say:</p> <ul style="list-style-type: none"> Let's review the book. We've talked about cleaning the community. 	繪本 P.24-25 PPT	5 mins
Picture Walk Discussion	<p>1.教師說明社區變乾淨了，我們必須要好好維持，詢問學生有什麼好辦法呢？</p> <p>The teacher may ask:</p> <ul style="list-style-type: none"> Our community is clean now. How can we keep it clean? <p>2.教師說明可以不要再亂丟垃圾等，也可以做告示牌來提醒其他人喔。</p> <p>The teacher may say:</p> <ul style="list-style-type: none"> We could also make a sign to remind others. 	繪本 P.26-27 PPT	10 mins
Poster Fun	<p>1.學生用小海報創作清潔完環境的中英文告示牌。</p> <p>The teacher may say:</p> <ul style="list-style-type: none"> Let's make a sign. <p>2.告示牌內容會以”地球只有一個”開頭，接著由學生自己發想，會提供幾個文字內容給學生參考。</p> <p>The teacher may ask:</p> <ul style="list-style-type: none"> What words do you want to put on the sign? <p>The teacher may say:</p> <ul style="list-style-type: none"> There is only one earth. 	繪本 P.26-27 PPT 小張海報紙	15 mins

	 <p>There is only one earth. 地球只有一個</p> <p>Please don't litter. 請勿亂丟垃圾</p> <p>西門國小二年級 敬上</p>		
	<p>3.學生上台發表報創作的告示牌，學生須唸出告示牌中英文內容。</p> <p>The teacher may say:</p> <ul style="list-style-type: none"> Please show everyone your sign and read it. 		

第八節

品德教育教學法	□ Example	□ Explanation	□ Exhortation
	□ Environment	□ Experience	□ Expectation

教學活動名稱	教學重點	教材/教具	時間
Warm-up	<p>1.透過影片劇情” Keep your surrounding clean.”，讓學生了解維護環境整潔的重要。</p> <p>The teacher may say:</p> <ul style="list-style-type: none"> We need to make sure that we keep our surrounding clean. 	<p>Video</p> <p>https://www.youtube.com/watch?v=QGvw_e1N5Ho</p>	10 mins
Picture Walk Discussion	<p>1.教師說明學生已知道如何實行兩個服務社區了，以後可以當個社區小幫手。</p> <p>The teacher may say:</p> <ul style="list-style-type: none"> You did a great job. You know how to do community service. You've learned how to help seniors check their blood pressure. You've learned how to clean up our community. You can be a little community helper. 	<p>繪本 P.28-29</p> <p>PPT</p>	5 mins





Worksheet Discussion

1. 在第一堂課時，已預告學生回家須”幫忙家人”做一件小事。(第一堂課 Worksheet 1，請學生思考在家和在學校可以幫誰? 如何幫忙他們?)

Name: _____

Who can you help? How can you help them?

Please write and draw it.

at school	at home
	
I help _____ (people) _____ (do something)	I help _____ (people) _____ (do something)

2. 教師請學生上台分享體驗實踐後的心得。

The teacher may say and ask:

- Excellent! You put words into practice.
- How do you feel after helping your _____?
- What did you learn from helping others?

3. 教師說明體驗實踐可以體悟到付諸行動的重要。

The teacher may say:

- Words without actions are blind.
- It's very important to put words into practice.

繪本 P.30-33
PPT
Worksheet 1

15
mins



<p>Story review & Read Aloud</p>	<p>1.複習整本繪本及 P.2-33</p> <p>教師帶著一起大聲讀出繪本內容。再強調”助人為快樂之本”和”付諸行動”的重要。</p> <p>The teacher may say:</p> <ul style="list-style-type: none"> Let's review and read the book together. 	<p>繪本 P.2-33</p> <p>PPT</p>	<p>8 mins</p>
<p>Conclusion</p>	<p>1.教師說明我們從幫助我們的社區做起，未來可以拓展範圍到台灣甚至是其他國家。</p> <p>The teacher may say:</p> <ul style="list-style-type: none"> We start from helping our community. In the future, we can help Taiwan and also the other countries. <p>2.最後勉勵學生要持之以恆，繼續”幫助別人”和”付諸行動”。</p> <p>The teacher may say:</p> <ul style="list-style-type: none"> Happiness comes from helping others. <p>Let's continue helping others and putting words into practices.</p>	<p>PPT</p>	<p>2 mins</p>